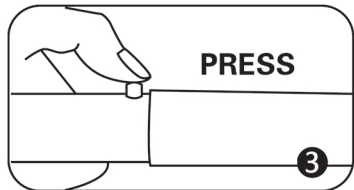
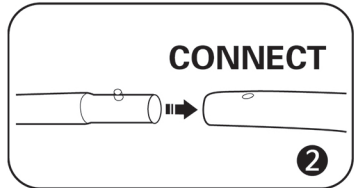
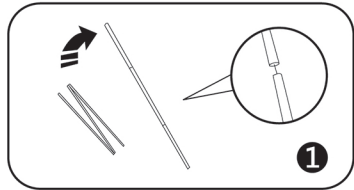




# MOBILE CHANGING ROOM

SKU: SMSDRFP2




If you are unable to snap the tube when disassembling, push tube forward, then re-attempt. Tube should then be able to snap out of frame.



**IMPORTANT:**  
Sizes may vary. Follow number-to-number assembly style to ensure correct assembly.

1. Lock casters in place before beginning assembly.
2. Match numbered stickers together to assemble frame, as pictured.
3. Click pieces together. Move frame as necessary to assemble.



LOCK



UNLOCK

Scan QR code to visit product page



DISPLAYS2GO



**CAUTION:**  
PLEASE READ THE INSTRUCTIONS BEFORE INSTALLING PRODUCT